

Angle pieces / Shackles

for profile systems

SPECIFICATION

Types

- Type **F**: Shackle
- Type **L**: Angle

Identification no.

- No. **1** with bore for countersunk screws DIN 7991
- No. **2** with bore without countersunk

Sheet metal

zinc plated, blue passivated **ZB**

plastic coated

- black, RAL 9005, textured finish **SW**
- silver, RAL 9006, textured finish **SR**

INFORMATION

Angle pieces and shackles GN 967 are preferably used in connection with profile section systems. Square connections or connections with same contact area can so be realised in the smallest of spaces and with a high degree of stability.

Over and above the profile system configurations, the angle pieces and shackles can also be used for a wide variety of different fixing and retaining tasks, for instance in the design of jigs and fixtures.

In the version with identification no. 2 the drill holes are designed without countersunk hole to allow fixing with cylinder head screws, nuts or rivets.

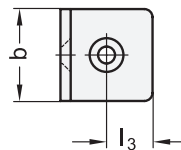
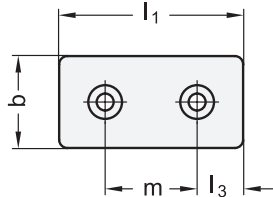
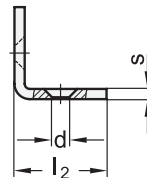
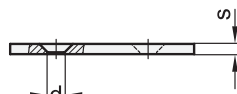


Type F

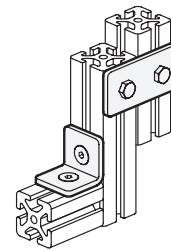
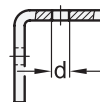
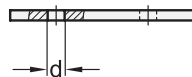
Type L

Examples of application

Identification no. 1
without countersunk



Identification no. 2
without countersunk



Buffer
GN 352

GN 967

Description	b	l1	l2	l3	m	d	s	△
GN 967-20-40-F-1-SR	20	40	-	10	20	5.2	3	16
GN 967-20-40-F-1-SW	20	40	-	10	20	5.2	3	16
GN 967-20-40-F-1-ZB	20	40	-	10	20	5.2	3	16
GN 967-30-60-F-1-SR	30	60	-	15	30	6.3	4	53
GN 967-30-60-F-1-SW	30	60	-	15	30	6.3	4	53
GN 967-30-60-F-1-ZB	30	60	-	15	30	6.3	4	53
GN 967-40-80-F-1-SR	40	80	-	20	40	8.3	5	114
GN 967-40-80-F-1-SW	40	80	-	20	40	8.3	5	114
GN 967-40-80-F-1-ZB	40	80	-	20	40	8.3	5	114
GN 967-45-90-F-1-SR	45	90	-	22.5	45	8.3	5	147
GN 967-45-90-F-1-SW	45	90	-	22.5	45	8.3	5	148
GN 967-45-90-F-1-ZB	45	90	-	22.5	45	8.3	5	149
GN 967-20-20-L-1-SR	20	-	20	10	20	5.2	3	14
GN 967-20-20-L-1-SW	20	-	20	10	20	5.2	3	14
GN 967-20-20-L-1-ZB	20	-	20	10	20	5.2	3	14
GN 967-30-30-L-1-SR	30	-	30	15	30	6.3	4	45
GN 967-30-30-L-1-SW	30	-	30	15	30	6.3	4	45
GN 967-30-30-L-1-ZB	30	-	30	15	30	6.3	4	45
GN 967-40-40-L-1-SR	40	-	40	20	40	8.3	5	102
GN 967-40-40-L-1-SW	40	-	40	20	40	8.3	5	102
GN 967-40-40-L-1-ZB	40	-	40	20	40	8.3	5	102
GN 967-45-45-L-1-SR	45	-	45	22.5	45	8.3	5	131
GN 967-45-45-L-1-SW	45	-	45	22.5	45	8.3	5	133
GN 967-45-45-L-1-ZB	45	-	45	22.5	45	8.3	5	132
GN 967-20-40-F-2-SR	20	40	-	10	20	5.2	3	17
GN 967-20-40-F-2-SW	20	40	-	10	20	5.2	3	17
GN 967-20-40-F-2-ZB	20	40	-	10	20	5.2	3	17
GN 967-30-60-F-2-SR	30	60	-	15	30	6.3	4	54
GN 967-30-60-F-2-SW	30	60	-	15	30	6.3	4	54
GN 967-30-60-F-2-ZB	30	60	-	15	30	6.3	4	54
GN 967-40-80-F-2-SR	40	80	-	20	40	8.3	5	121
GN 967-40-80-F-2-SW	40	80	-	20	40	8.3	5	121
GN 967-40-80-F-2-ZB	40	80	-	20	40	8.3	5	121
GN 967-45-90-F-2-SR	45	90	-	22.5	45	8.3	5	152
GN 967-45-90-F-2-SW	45	90	-	22.5	45	8.3	5	152
GN 967-45-90-F-2-ZB	45	90	-	22.5	45	8.3	5	152
GN 967-20-20-L-2-SR	20	-	20	10	20	5.2	3	15
GN 967-20-20-L-2-SW	20	-	20	10	20	5.2	3	15
GN 967-20-20-L-2-ZB	20	-	20	10	20	5.2	3	15
GN 967-30-30-L-2-SR	30	-	30	15	30	6.3	4	48
GN 967-30-30-L-2-SW	30	-	30	15	30	6.3	4	48
GN 967-30-30-L-2-ZB	30	-	30	15	30	6.3	4	48
GN 967-40-40-L-2-SR	40	-	40	20	40	8.3	5	106
GN 967-40-40-L-2-SW	40	-	40	20	40	8.3	5	106
GN 967-40-40-L-2-ZB	40	-	40	20	40	8.3	5	106
GN 967-45-45-L-2-SR	45	-	45	22.5	45	8.3	5	137
GN 967-45-45-L-2-SW	45	-	45	22.5	45	8.3	5	137
GN 967-45-45-L-2-ZB	45	-	45	22.5	45	8.3	5	137



Machine elements